

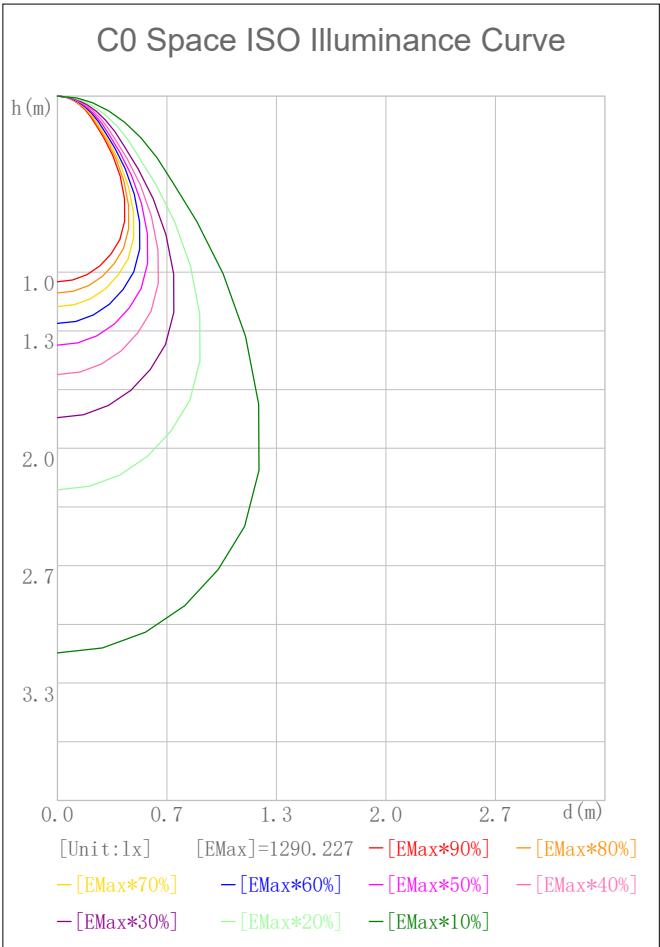
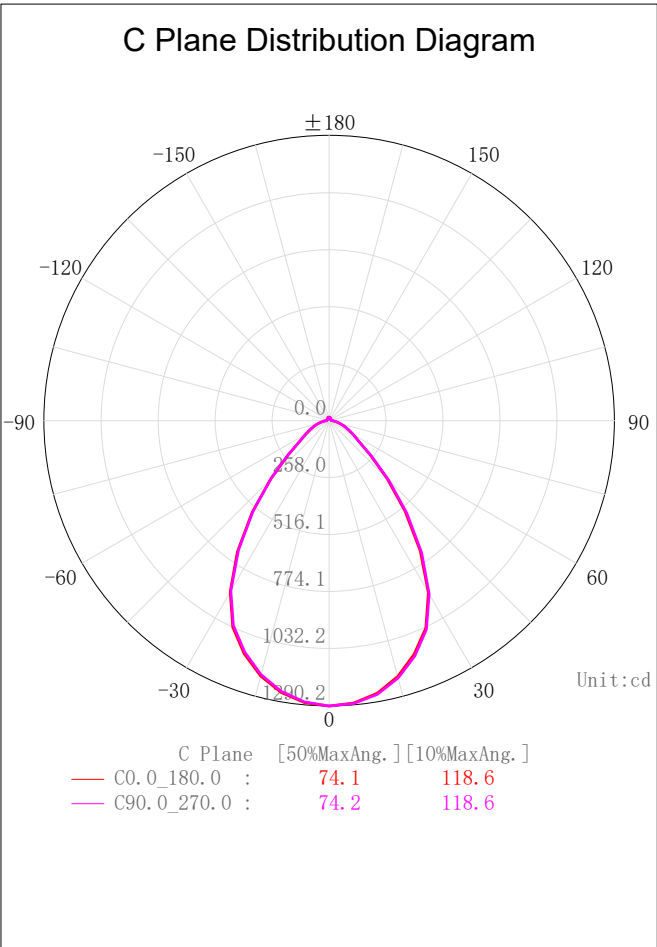
Indoor Luminaire Photometric Data

Description Information

Luminary Name: DL50-25-XX-01 2700K RA90		Lum. Catalog:	Test ID: 01
Lamp Name:		Lamp Catalog: LED	Test Date: 2022/08/02
Manufacture: Shenzhen Norming Lighting		Shld. Ang(° ):	Test Machine:GON-2000
Test Lab: Quality Department		Frequency (Hz):	Lamp CCT (K): Ra:
Lum. Size (W*L*H):0.083m*-0.083m*0.000m		Lum. Area (m2):0.005	Lum. W (kg): 0.000
Test System: C, γ	Test Step: C=90.0 γ=5.0	Temp. (°C): 25	Humidity(%): 50.0

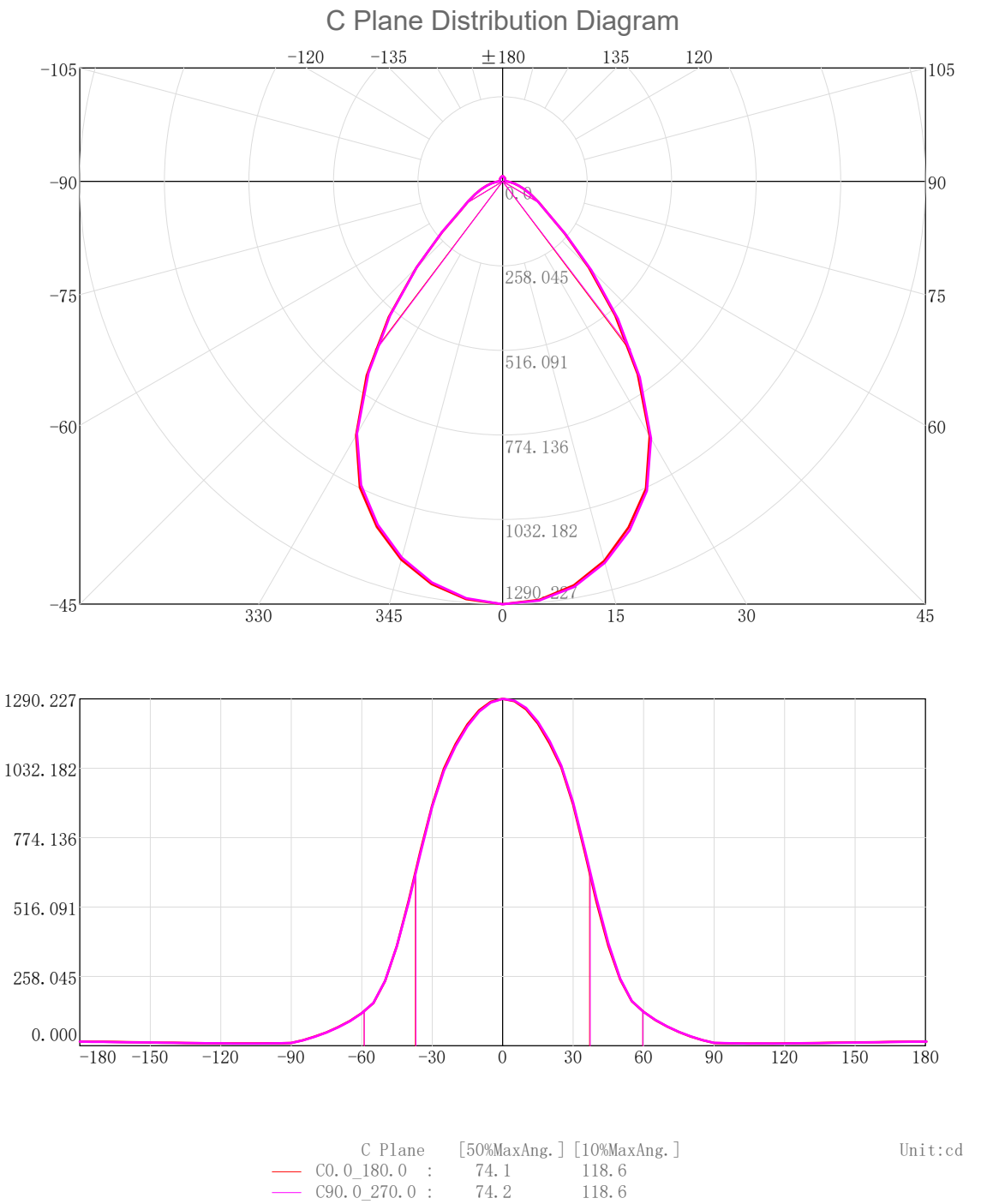
Character Parameter

Lamp Speciality Parameter		Luminaire Speciality Parameter	
Rated Flux(lm): 2063.580	Luminary Flux(lm): 2063.585	Field Angle(10%Imax): 118.6(° )	
Rated Power(W):	Luminary Efficiency: 100.00%	Down Lumens&Percent: 1998.467lm 96.84%	
Rated Voltage(V):	Luminary EER(lm/W): 85.202	Up Lumens&Percent: 65.117lm 3.16%	
Tested Power(W): 24.220	Max. Candela(cd): 1290.227	S/MH: C0_a180=1.077 C90_270=1.078	
Lamps' Inside: 1	Max Cand@Ang. (° ): C=0.0 γ=0.0	CIE Type: Semi-Direct	
Tested Electrics (V, A, pf):239.7, 0.104, 0.967	Beam Angle(50%Imax): 74.1(° )	ErP ϕ use(90° ): 1547.542lm	
Lamp Size (W*L*H):0.083m*-0.083m*0.000m	Left=-37.1° , Right=37.0°	IRF(%): 159.110	



2D Plane Light Intensity Distribution Curve

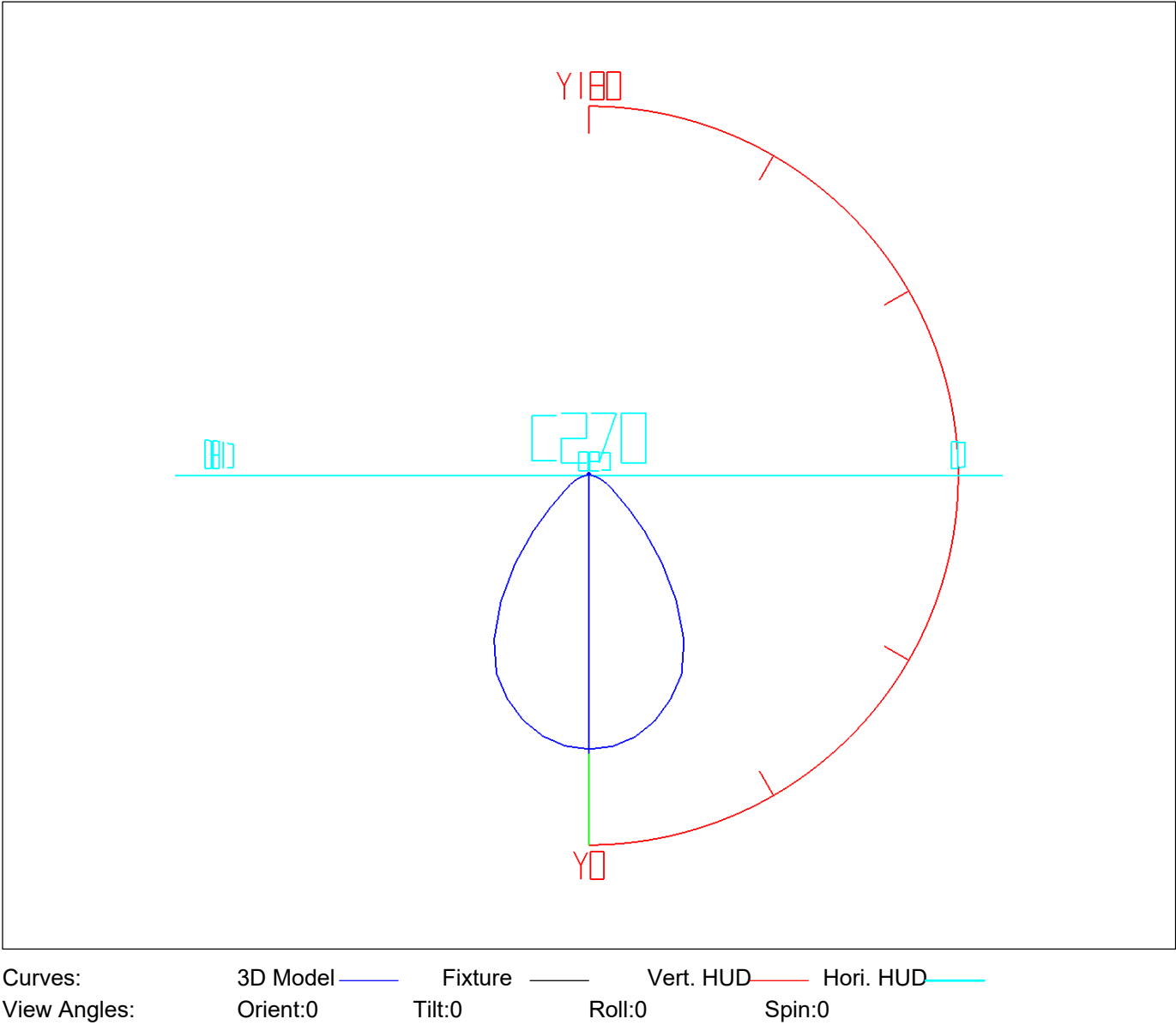
Lum. Name:DL50-25-XX-01 2700K RA90	Lum. Catelog:	Test ID:01
Lamp Name:	Lamp Catelog:LED	Test Lab:Quality Department
Manufacture:Shenzhen Norming Lighting	Test Machine:GON-2000	Test Date:2022/08/02



3D Light Intensity Distribution Modal

Lum. Name:DL50-25-XX-01 2700K RA90	Lum. Catelog:	Test ID:01
Lamp Name:	Lamp Catelog:LED	Test Lab:Quality Department
Manufacture:Shenzhen Norming Lighting	Test Machine:GON-2000	Test Date:2022/08/02

3D Light Intensity Distribution Modal

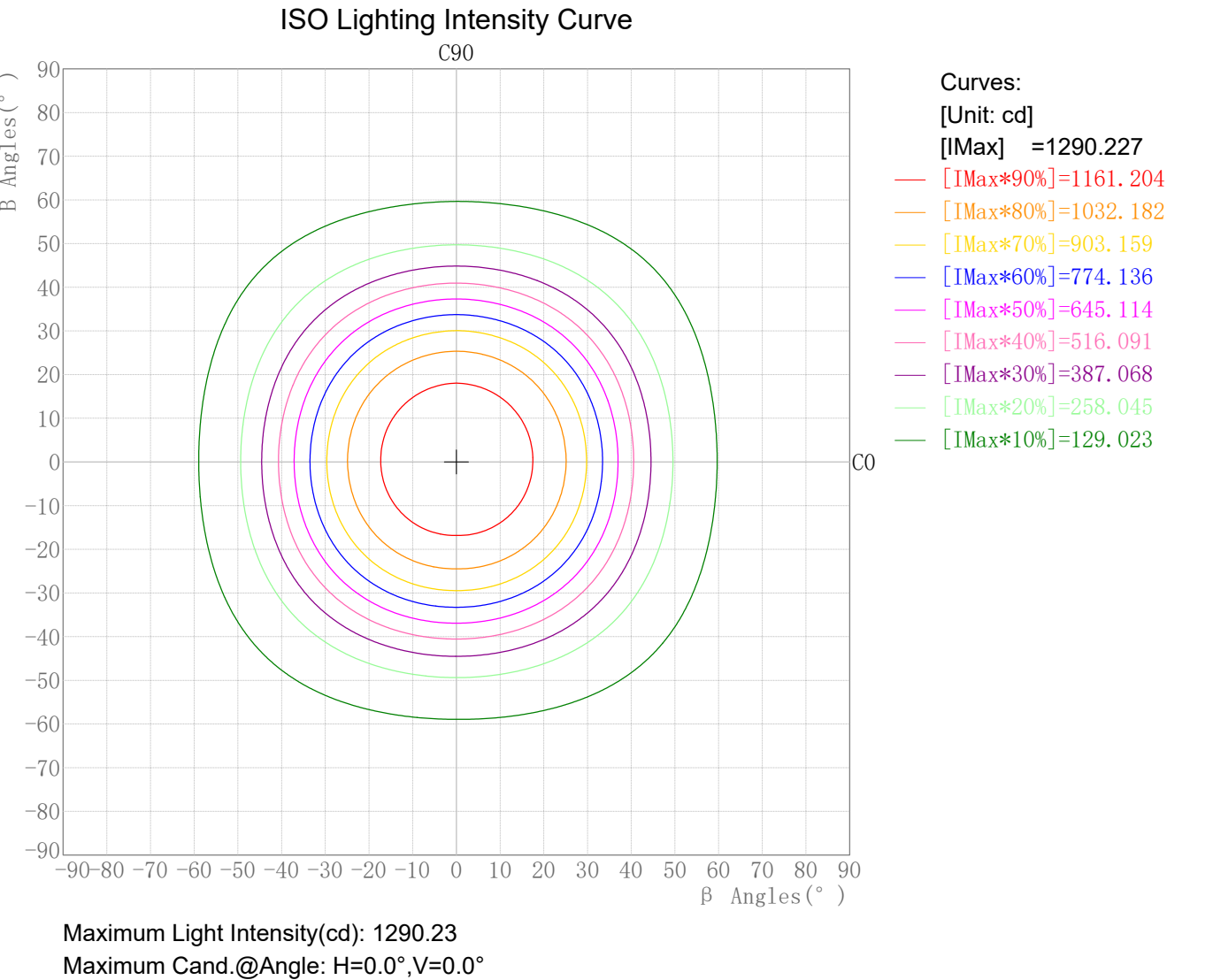


Zonal Flux Tabulation

Zone( γ )	Zone Flux (lm)	Sums Flux (lm)	Zone%Lamp	Sums%Lamp
0. 0-5. 0	30. 73	30. 73	1. 49	1. 49
5. 0-10. 0	90. 51	121. 24	4. 39	5. 88
10. 0-15. 0	145. 12	266. 35	7. 03	12. 91
15. 0-20. 0	191. 20	457. 55	9. 27	22. 17
20. 0-25. 0	226. 09	683. 64	10. 96	33. 13
25. 0-30. 0	244. 08	927. 72	11. 83	44. 96
30. 0-35. 0	238. 17	1165. 89	11. 54	56. 50
35. 0-40. 0	210. 22	1376. 12	10. 19	66. 69
40. 0-45. 0	169. 05	1545. 17	8. 19	74. 88
45. 0-50. 0	125. 12	1670. 29	6. 06	80. 94
50. 0-55. 0	88. 72	1759. 00	4. 30	85. 24
55. 0-60. 0	66. 22	1825. 22	3. 21	88. 45
60. 0-65. 0	53. 01	1878. 23	2. 57	91. 02
65. 0-70. 0	41. 81	1920. 04	2. 03	93. 04
70. 0-75. 0	31. 74	1951. 78	1. 54	94. 58
75. 0-80. 0	22. 83	1974. 61	1. 11	95. 69
80. 0-85. 0	15. 12	1989. 73	0. 73	96. 42
85. 0-90. 0	8. 74	1998. 47	0. 42	96. 84
90. 0-95. 0	5. 66	2004. 12	0. 27	97. 12
95. 0-100. 0	5. 19	2009. 31	0. 25	97. 37
100. 0-105. 0	4. 87	2014. 18	0. 24	97. 61
105. 0-110. 0	4. 66	2018. 84	0. 23	97. 83
110. 0-115. 0	4. 48	2023. 31	0. 22	98. 05
115. 0-120. 0	4. 35	2027. 66	0. 21	98. 26
120. 0-125. 0	4. 32	2031. 98	0. 21	98. 47
125. 0-130. 0	4. 28	2036. 26	0. 21	98. 68
130. 0-135. 0	4. 18	2040. 44	0. 20	98. 88
135. 0-140. 0	4. 10	2044. 54	0. 20	99. 08
140. 0-145. 0	3. 91	2048. 45	0. 19	99. 27
145. 0-150. 0	3. 60	2052. 05	0. 17	99. 44
150. 0-155. 0	3. 23	2055. 28	0. 16	99. 60
155. 0-160. 0	2. 80	2058. 09	0. 14	99. 73
160. 0-165. 0	2. 31	2060. 40	0. 11	99. 85
165. 0-170. 0	1. 73	2062. 13	0. 08	99. 93
170. 0-175. 0	1. 08	2063. 21	0. 05	99. 98
175. 0-180. 0	0. 37	2063. 58	0. 02	100. 00

Rectangle ISO Lighting Intensity Diagram

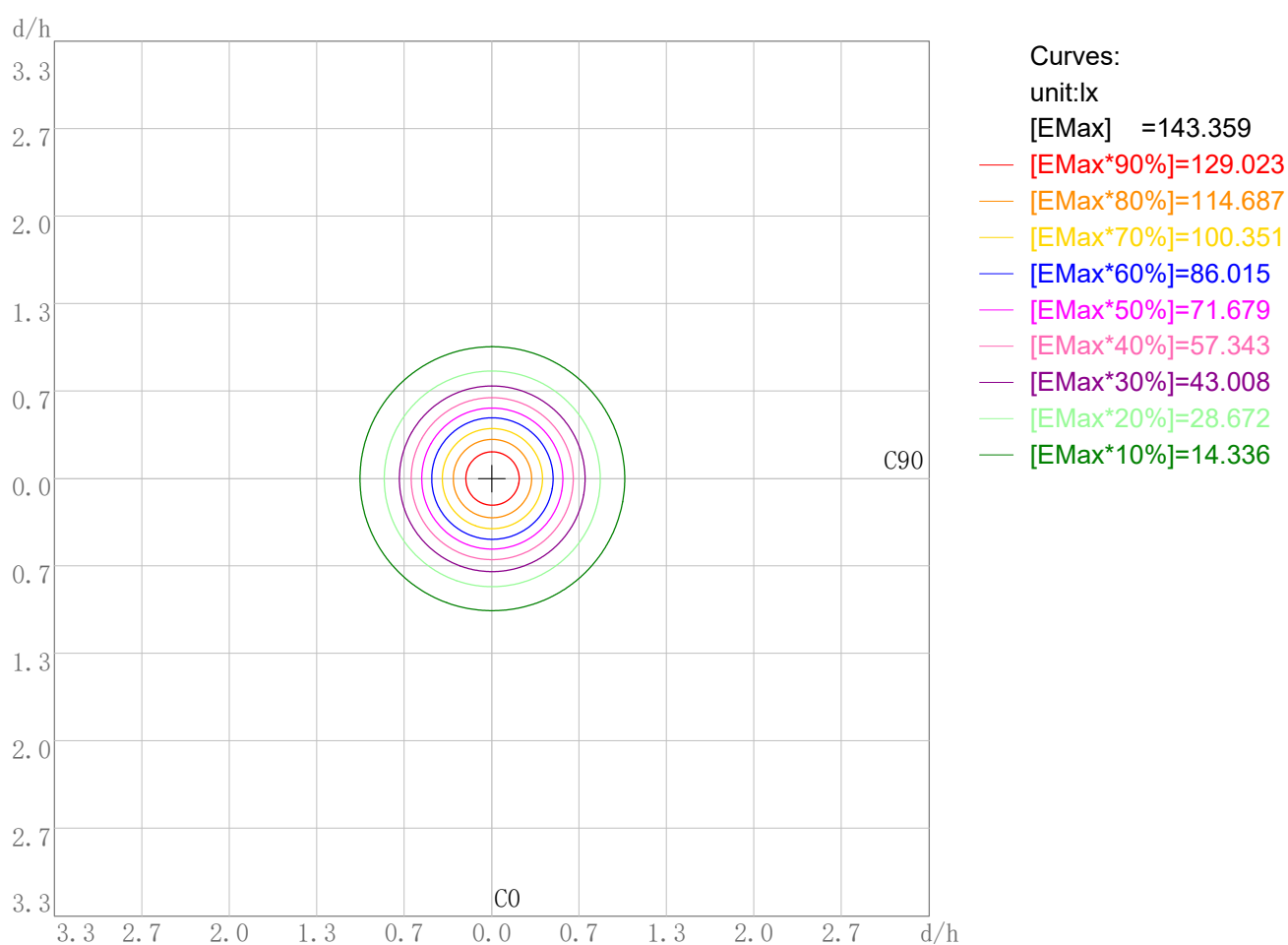
Lum. Name: DL50-25-XX-01 2700K RA90	Lum. Catalog:	Test ID: 01
Lamp Name:	Lamp Catalog: LED	Test Lab: Quality Department
Manufacture: Shenzhen Norming Lighting	Test Machine:GON-2000	Test Date: 2022/08/02



## Plane ISO-Illuminance Diagram

Lum. Name: DL50-25-XX-01 2700K RA90	Lum. Catalog:	Test ID: 01
Lamp Name:	Lamp Catalog: LED	Test Lab: Quality Department
Manufacture: Shenzhen Norming Lighting	Test Machine:GON-2000	Test Date: 2022/08/02

### Plane ISO-Illuminance Curve

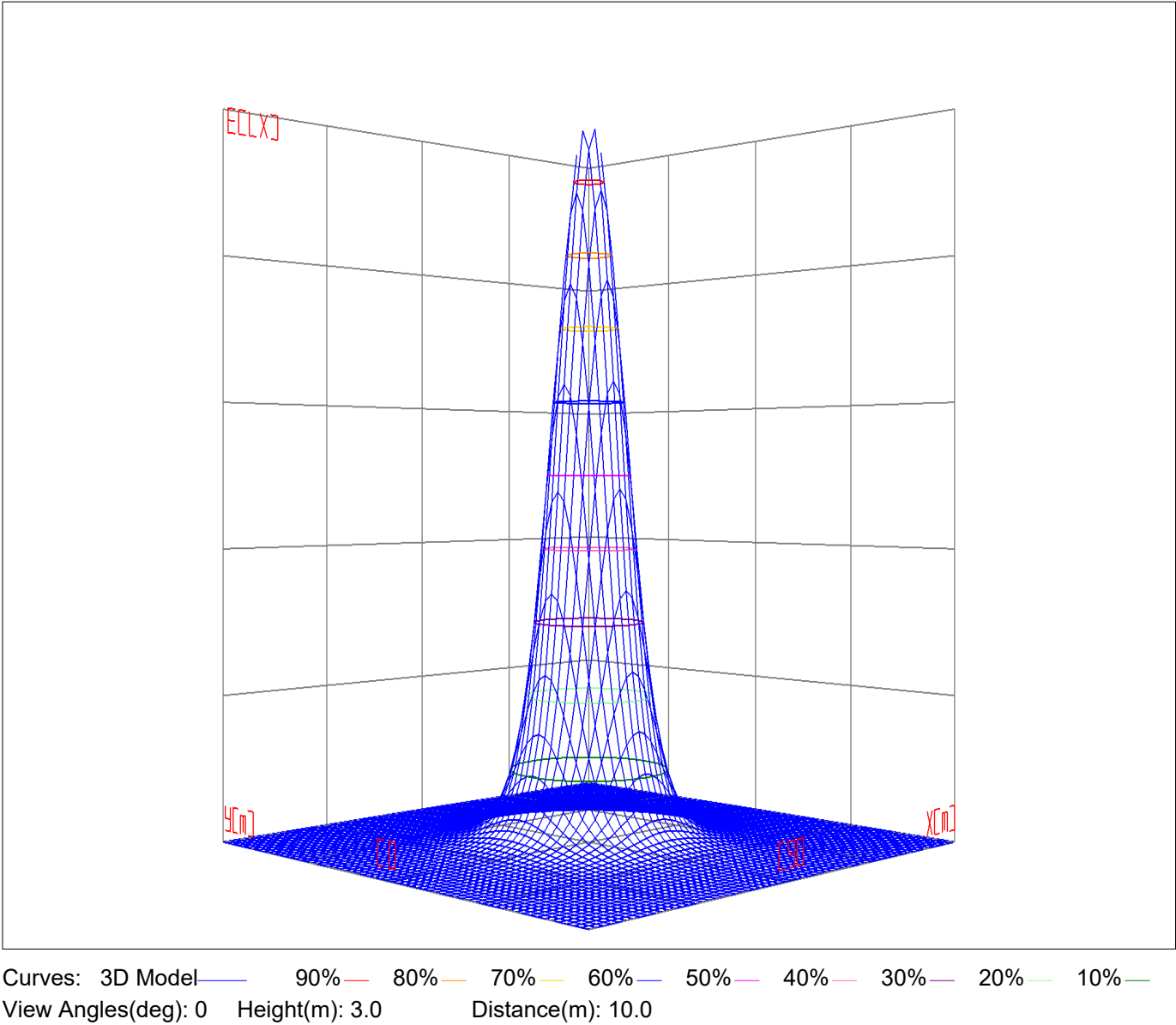


Working Plane Luminaire Mounting Height(m): 3.00  
Working Plane Maximum Illuminance(lx): 143.36  
Working Plane Maximum Illuminance Position(d/h):H0.0 V0.0

3D Plane ISO Illuminance Diagram

Lum. Name: DL50-25-XX-01 2700K RA90	Lum. Catelog:	Test ID: 01
Lamp Name:	Lamp Catelog: LED	Test Lab: Quality Department
Manufacture: Shenzhen Norming Lighting	Test Machine:GON-2000	Test Date: 2022/08/02

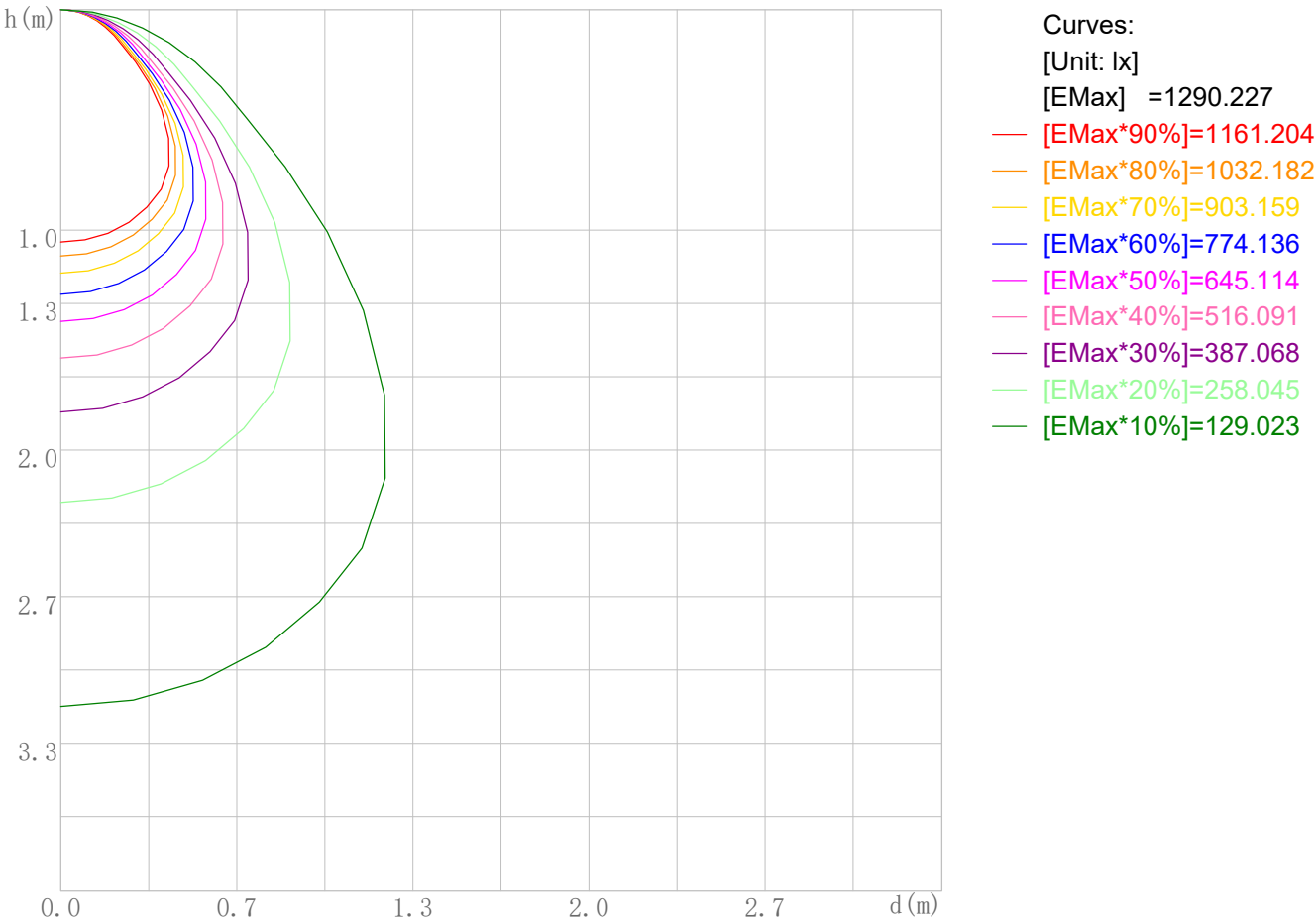
3D Plane Illuminance Modal



Space ISO Illuminance Diagram

Lum. Name:DL50-25-XX-01 2700K RA90	Lum. Catelog:	Test ID:01
Lamp Name:	Lamp Catelog:LED	Test Lab:Quality Department
Manufacture:Shenzhen Norming Lighting	Test Machine:GON-2000	Test Date:2022/08/02

Space ISO Illuminance Curve

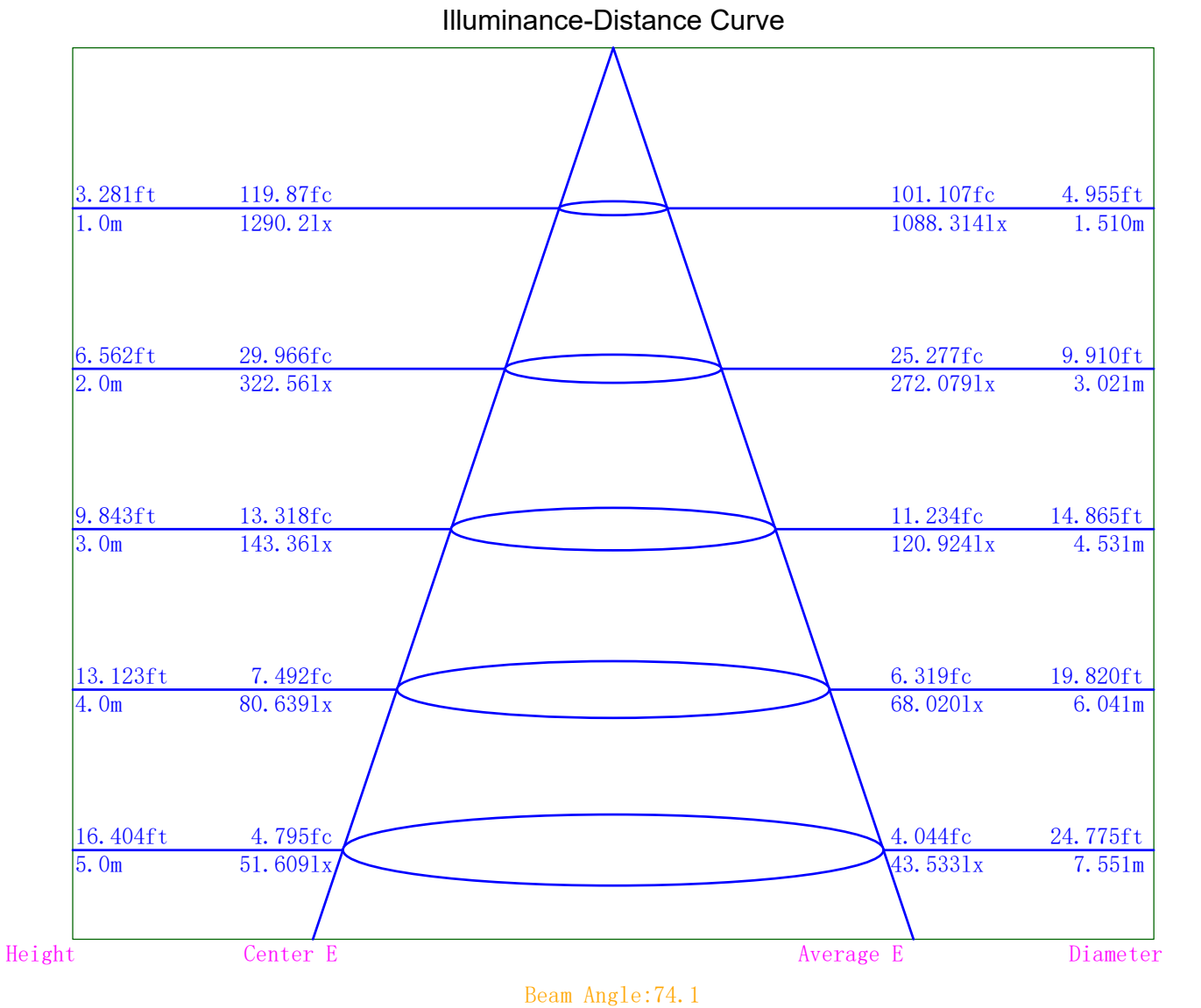


Space Plane Maximum Illuminance and @Angle:1290.23lx,0.0deg  
Plane Maximum Lighting Intensity and @Angle:1290.227cd,0deg



Illuminance-Distance Diagram

Lum. Name:DL50-25-XX-01 2700K RA90	Lum. Catelog:	Test ID:01
Lamp Name:	Lamp Catelog:LED	Test Lab:Quality Department
Manufacture:Shenzhen Norming Lighting	Test Machine:GON-2000	Test Date:2022/08/02



Indoor Luminance Limiting Curves

Lum. Name: DL50-25-XX-01 2700K RA90	Lum. Catalog:	Test ID: 01
Lamp Name:	Lamp Catalog: LED	Test Lab: Quality Department
Manufacture: Shenzhen Norming Lighting	Test Machine:GON-2000	Test Date: 2022/08/02

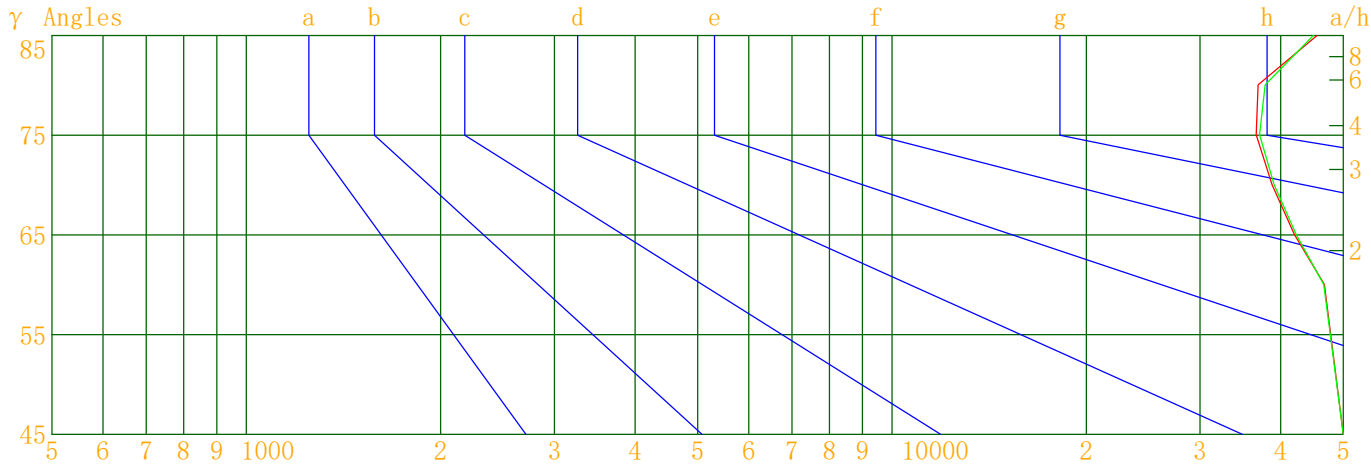
Glare Grade Table

GI	Quality	Using Illuminance							
1.15	A	2000	1000	500	<=300				
1.5	B		2000	1000	500	<=300			
1.85	C			2000	1000	500	<=300		
2.2	D				2000	1000	500	<=300	
2.55	E	a				2000	1000	500	<=300
			b	c	d	e	f	g	h

Luminance Table

Gama(deg)	45	50	55	60	65	70	75	80	85
C0	97123	70945	53470	46740	42022	38775	36643	36913	45529
C90	99858	72033	53717	46648	42271	39061	37102	37838	44938

Luminance Limiting Curve



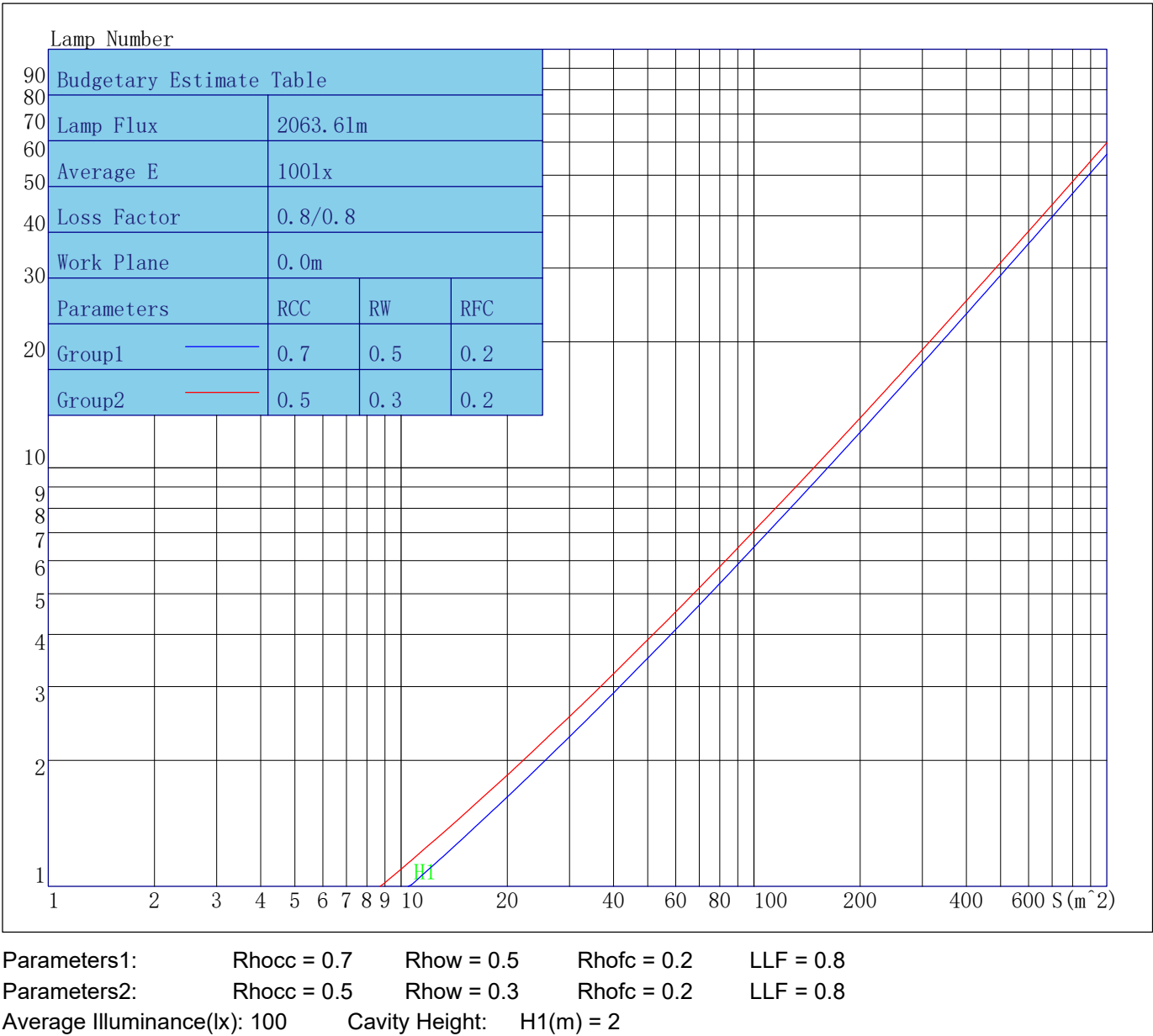
Luminous Size: Length(m)=-0.083 Width(m)=-0.083 Height(m)=0.000 Area(m^2)=0.005411

Luminous Type: Without Luminous Side

Luminous Curves: C0-C180 Color: C90-C270 Color:

Indoor Budgetary Estimate Table

Lum. Name:DL50-25-XX-01 2700K RA90	Lum. Catalog:	Test ID:01
Lamp Name:	Lamp Catalog: LED	Test Lab: Quality Department
Manufacture: Shenzhen Norming Lighting	Test Machine:GON-2000	Test Date: 2022/08/02



Indoor Coefficient of Utilization Table

Lum. Name: DL50-25-XX-01 2700K RA90	Lum. Catelog:	Test ID: 01
Lamp Name:	Lamp Catelog: LED	Test Lab: Quality Department
Manufacture: Shenzhen Norming Lighting	Test Machine:GON-2000	Test Date: 2022/08/02

Coefficients of Utilization - Zonal Cavity Method																		
Coef.	Effective Floor Cavity Reflectance RFC=0.20																	
RhoCC (%)	80				70				50			30			10			0
RhoW (%)	70	50	30	10	70	50	30	10	50	30	10	50	30	10	50	30	10	0
RCR	Coefficient of Utilization(%)																	
0	118	118	118	118	115	115	115	115	109	109	109	104	104	104	99	99	99	97
1	110	107	103	100	108	104	101	98	99	97	95	95	93	91	91	90	88	86
2	103	96	91	86	100	94	89	85	90	86	83	87	83	80	83	81	78	76
3	96	87	81	75	93	86	79	75	82	77	73	79	75	71	76	73	70	68
4	89	79	72	67	87	78	71	66	75	70	65	73	68	64	70	66	63	61
5	83	73	65	60	81	71	64	59	69	63	58	67	62	58	65	60	57	55
6	78	67	59	54	76	66	59	54	64	58	53	62	56	52	60	55	52	50
7	73	62	54	49	71	61	54	49	59	53	48	57	52	48	56	51	47	45
8	69	57	50	45	67	56	49	44	55	49	44	53	48	44	52	47	43	42
9	65	53	46	41	63	52	46	41	51	45	41	50	44	40	49	44	40	38
10	61	49	43	38	60	49	42	38	48	42	37	47	41	37	46	41	37	35

Unified Glare Rating Table

Lum. Name: DL50-25-XX-01 2700K RA90	Lum. Catelog:	Test ID: 01
Lamp Name:	Lamp Catelog: LED	Test Lab: Quality Department
Manufacture: Shenzhen Norming Lighting	Test Machine:GON-2000	Test Date: 2022/08/02

Unified Glare Rating Table

Ceiling RCC	0.70	0.70	0.50	0.50	0.30	0.70	0.70	0.50	0.50	0.30
Wall RW	0.50	0.30	0.50	0.30	0.30	0.50	0.30	0.50	0.30	0.30
Floor RFC	0.20	0.20	0.20	0.20	0.20	0.20	0.20	0.20	0.20	0.20
Room Size	Vewed crosswise					Vewed endwise				
X=2H    Y=2H	25.4	26.7	25.9	27.1	27.5	25.5	26.8	25.9	27.1	27.5
	26.1	27.2	26.6	27.6	28.1	26.2	27.3	26.6	27.7	28.1
	26.4	27.5	26.9	27.9	28.4	26.5	27.6	27.0	28.0	28.4
	26.7	27.7	27.2	28.1	28.6	26.8	27.8	27.3	28.2	28.7
	26.9	27.8	27.4	28.2	28.7	27.0	27.9	27.4	28.3	28.8
	27.0	27.9	27.5	28.3	28.8	27.1	28.0	27.6	28.4	28.9
X=4H    Y=2H	25.7	26.7	26.1	27.1	27.6	25.7	26.8	26.2	27.2	27.7
	26.6	27.4	27.0	27.9	28.4	26.6	27.5	27.1	27.9	28.4
	27.0	27.8	27.5	28.3	28.8	27.1	27.8	27.6	28.3	28.8
	27.5	28.1	28.0	28.6	29.2	27.5	28.2	28.0	28.7	29.2
	27.7	28.3	28.2	28.8	29.3	27.7	28.3	28.2	28.8	29.4
	27.9	28.4	28.4	28.9	29.5	27.9	28.5	28.5	29.0	29.6
X=8H    Y=4H	27.2	27.8	27.7	28.3	28.8	27.2	27.8	27.7	28.3	28.9
	27.7	28.2	28.3	28.8	29.4	27.8	28.3	28.4	28.9	29.5
	28.0	28.5	28.6	29.1	29.6	28.1	28.6	28.7	29.1	29.7
	28.4	28.8	28.9	29.3	30.0	28.4	28.8	29.0	29.4	30.0
X=12H    Y=4H	27.2	27.7	27.7	28.2	28.8	27.2	27.8	27.8	28.3	28.9
	27.8	28.2	28.4	28.8	29.4	27.8	28.3	28.4	28.8	29.4
	28.1	28.5	28.7	29.1	29.7	28.2	28.6	28.8	29.2	29.8
Variations with the objerver position at spacings										
S=1.0H	0.3/−0.3					0.3/−0.4				
S=1.5H	0.6/−0.6					0.6/−0.6				
S=2.0H	0.8/−0.9					0.8/−0.9				
Reduced UGR Table:										
Nordic Standard Table:	BK0					BK0				
Correction Value	2.0					2.0				

o the CIE Pub.117,data has been corrected,refers to the lamp's lumens 8.2flm.

IES Indoor Report

Photometric Filename:DL50-25-XX-01 2700K RA90.IES

---

Candela Tabulation

V/H	C0.0	C90.0	C180.0	C270.0
γ 0.0	1290.23	1290.23	1290.23	1290.23
γ 5.0	1281.77	1283.73	1279.55	1276.55
γ 10.0	1251.45	1256.49	1247.85	1242.67
γ 15.0	1198.64	1205.08	1194.91	1188.29
γ 20.0	1123.78	1133.10	1121.91	1114.19
γ 25.0	1035.03	1041.73	1030.63	1022.33
γ 30.0	897.47	905.49	893.66	888.52
γ 35.0	718.32	729.33	722.81	713.92
γ 40.0	534.38	547.35	540.11	533.86
γ 45.0	371.58	382.05	371.91	370.78
γ 50.0	246.74	250.52	241.37	241.84
γ 55.0	165.94	166.70	159.08	159.86
γ 60.0	126.45	126.20	121.13	120.61
γ 65.0	96.09	96.66	93.01	92.03
γ 70.0	71.75	72.28	69.67	68.99
γ 75.0	51.31	51.96	50.14	49.61
γ 80.0	34.68	35.55	34.58	33.43
γ 85.0	21.47	21.19	21.11	20.53
γ 90.0	10.89	11.21	10.78	10.52
γ 95.0	9.75	10.04	9.93	9.50
γ 100.0	9.12	9.15	9.58	9.27
γ 105.0	8.89	8.84	9.26	8.68
γ 110.0	8.89	8.94	9.06	8.70
γ 115.0	8.75	8.52	9.15	8.71
γ 120.0	9.07	8.88	9.00	9.51
γ 125.0	9.80	9.46	9.57	9.48
γ 130.0	10.14	9.89	10.11	10.20
γ 135.0	10.75	10.35	10.70	10.61
γ 140.0	11.62	11.41	11.58	11.47
γ 145.0	12.11	11.74	11.92	11.96
γ 150.0	12.67	12.28	12.47	12.69
γ 155.0	13.17	12.82	13.21	12.93
γ 160.0	13.99	13.37	14.02	13.45
γ 165.0	14.57	14.16	14.59	14.02
γ 170.0	15.16	14.69	15.12	14.67
γ 175.0	15.60	15.13	15.47	15.00
γ 180.0	15.65	15.65	15.65	15.65